



Turkish Journal of Neurology

Volume: **28** Issue: **1** March **2022**

www.tjn.org.tr

Review

- CGRP: New Focus in Migraine
Necdet Karlı, Şebnem Bıçakçı, Manal Mehtar Bozkurt

Research Articles


- Identifying a Cut-off Point for Timed Up and Go Test in Neuromuscular Diseases
Cevher Savcun Demirci, Gülşah Sütçü, Fatma Ayvat, Özge Onursal Kılınc, Mert Doğan, Ender Ayvat, Can Ebru Bekircan Kurt, Sevim Erdem Özdamar, Sibel Aksu Yıldırım, Muhammed Kılınc, Ersin Tan
- Akathisia in Parkinson's Disease: A Comparative Cross-sectional Study
Özlem Aykaç, Fatma Nazlı Durmaz Çelik, Rezzak Yılmaz, Ece Bayram, Muhittin Cenk Akbostancı, Şaban Onur Karan
- Evaluation of Risk Factors Associated with Stroke Recurrence in Patients with Minor Ischemic Stroke
Yasemin Dinç, Emel Oğuz Akarsu, Bahattin Hakyemez, Mustafa Bakar
- Comparison of the Effectiveness of Greater Occipital Nerve Block in Patients Receiving and not Receiving Medical Prophylactic Treatment in Chronic Migraine
Meltem Karacan Gölen, Dilek Yılmaz Okuyan
- The Effect of Misophonia on the Severity of Depression and Anxiety in Multiple Sclerosis
Safiye Gül Kenar, Hatice Yüksel, Nuriye Kayalı Şendur, Semra Mungan
- Evaluation of Percutaneous and Surgical Tracheostomy Results in Neurocritical Care Unit
Fergane Memmedova, Fatma Ger Akarsu, Zaur Mehdiyev, Özlem Aykaç, Mehmet Özgür Pınarbaşı, Melek Kezban Gürbüz, Atilla Özcan Özdemir
- Assessment of Modified-modified Schober Test and Lomber Range of Motion in Patients with Parkinson's Disease with and Without Low Back Pain
Hamza Gültekin, Derya Bayram, Gülbün Asuman Yüksel, Tamer Bayram, Hülya Tireli
- Hospitalization Cost in Patients with Non-convulsive Status Epilepticus: Is it Different from Other Critical Care Patients?
Cansu Ayvacioğlu Çağan, Okan Sökmen, Ethem Murat Arsava, Mehmet Akif Topçuoğlu, Neşe Dericioğlu



Official Journal of the Turkish Neurological Society

www.noroloji.org.tr





Turkish Journal of Neurology

On Behalf of the Turkish Neurological Society Owner

Mehmet Akif Topçuoğlu

President of Turkish Society of Neurology

ORCID ID: 0000-0002-7267-1431

Editor-in-Chief

Şerefnur Öztürk

Selçuk University Faculty of Medicine, Konya

ORCID ID: 0000-0001-8986-155X

Associate Editors

Ayşegül Gündüz

Istanbul University, Istanbul Faculty of Medicine, Istanbul

ORCID ID: 0000-0003-2365-0850

Canan Togay Işıkay

Ankara University Faculty of Medicine, Ankara

ORCID ID: 0000-0001-6256-9487

İrsel Tezer

Hacettepe University Faculty of Medicine, Ankara

ORCID ID: 0000-0001-8575-9574

Pervin İşeri

Istanbul Atlas University Faculty of Medicine, Istanbul

ORCID ID: 0000-0001-9582-6627

Pınar Kahraman Koytak

Marmara University Faculty of Medicine, Istanbul

ORCID ID: 0000-0003-2068-2187

Associate Editorial Coordinator

Fettah Eren

Selçuk University Faculty of Medicine, Konya

ORCID ID: 0000-0001-6834-0827

Managing Editor

Demet Özbabalık Adapınar

ORCID ID: 0000-0002-3650-2876

Section Editors

Bijen Naziel

Gazi University Faculty of Medicine, Ankara

ORCID ID: 0000-0002-6148-3814

Demet Funda Baş

University of Health Sciences Turkey, Tepecik
Training and Research Hospital, İzmir

ORCID ID: 0000-0001-9231-0337

Erdem Yaka

Dokuz Eylül University Faculty of Medicine,
İzmir

ORCID ID: 0000-0002-6644-4240

Fatma Betül Özdilek

Istanbul Medeniyet University Faculty of
Medicine, Istanbul

ORCID ID: 0000-0003-1608-9882

Filiz Koç

Çukurova University Faculty of Medicine,
Adana

ORCID ID: 0000-0002-6014-3658

Füsun Ferda Erdoğan

Erciyes University Faculty of Medicine,
Kayseri

ORCID ID: 0000-0002-6315-7529

Gülçin Benbir Şenel

Istanbul University-Cerrahpaşa, Cerrahpaşa
Faculty of Medicine, Istanbul

ORCID ID: 0000-0003-4585-2840

Hadiye Şirin

Ege University Medical Faculty Hospital, İzmir

ORCID ID: 0000-0003-0262-3706

Hilmi Uysal

Akdeniz University Faculty of Medicine,
Antalya

ORCID ID: 0000-0002-6063-377X

Kadriye Ağan

Marmara University Faculty of Medicine,
Istanbul

ORCID ID: 0000-0001-5696-6435

Levent Güngör

Ondokuz Mayıs University Faculty of
Medicine, Samsun

ORCID ID: 0000-0002-3016-2137

Müge Yemişçi

Hacettepe University Faculty of Medicine,
Ankara

ORCID ID: 0000-0002-1528-1998

Nilda Turgut

Namık Kemal University Faculty of Medicine,
Tekirdağ

ORCID ID: 0000-0001-9549-1196

Nur Yüceyar

Ege University Faculty of Medicine, İzmir

ORCID ID: 0000-0003-4590-6423

Özlem Kayım Yıldız

Cumhuriyet University Faculty of Medicine,
Sivas

ORCID ID: 0000-0002-0382-9135

Serpil Bulut

Firat University Faculty of Medicine, Elazığ

ORCID ID: 0000-0003-0395-3299

Sibel Canbaz Kabay

Kütahya University of Health Sciences,
Kütahya

ORCID ID: 0000-0003-4808-2191

Şebnem Bıçakçı

Çukurova University Faculty of Medicine,
Adana

ORCID ID: 0000-0002-0700-5088

Taşkın Duman

Mustafa Kemal University Faculty of
Medicine, Hatay

ORCID ID: 0000-0002-6552-4193

Vildan Yayla

University of Health Sciences Turkey, Istanbul
Bakırköy Dr. Sadi Konuk Training and
Research Hospital, Istanbul

ORCID ID: 0000-0002-4188-0898

Yeşim Sücüllü Karadağ

University of Health Sciences Turkey, Ankara
City Hospital, Ankara

ORCID ID: 0000-0003-0188-5245



Turkish Journal of Neurology

Advisory Board

Ahmet Hoke

Johns Hopkins Medical Center, Neuromuscular Division, USA

Aksel Siva

İstanbul University-Cerrahpaşa, Cerrahpaşa Faculty of Medicine, İstanbul

Alla Guekht

Moscow Research and Clinical Center for Neuropsychiatry, Russian National Research Medical University, Russia

Anita Arsovska

University Clinic of Neurology, University "Ss Cyril and Methodius", Skopje, Republic of North Macedonia

Aslı Tuncer

Hacettepe University Faculty of Medicine, Ankara

Ayşe Altıntaş

İstanbul University-Cerrahpaşa, Cerrahpaşa Faculty of Medicine, İstanbul

Ayşe Nur Yüceyar

Ege University Faculty of Medicine, İzmir

Betül Baykan

İstanbul University, İstanbul Faculty of Medicine, İstanbul

Birsen İnce

İstanbul University-Cerrahpaşa, Cerrahpaşa Faculty of Medicine, İstanbul

Bülent Elibol

Hacettepe University Faculty of Medicine, Ankara

Canan Aykut Bingöl

Yeditepe University Faculty of Medicine, İstanbul

Cenk Akbostancı

Ankara University Faculty of Medicine, Ankara

Çiğdem Özkara

İstanbul University-Cerrahpaşa, Cerrahpaşa Faculty of Medicine, İstanbul

David B. Vodusek

Medical Faculty, University of Ljubljana, Slovenia

Dilaver Kaya

Acibadem Kozyatağı Hospital, İstanbul

Ebru Aykutlu Altındağ

İstanbul Bilim University Faculty of Medicine, İstanbul

Ersin Tan

Hacettepe University Faculty of Medicine, Ankara

Esen Saka

Topçuoğlu Hacettepe University Faculty of Medicine, Ankara

Esra Battaloğlu

Boğaziçi University, Molecular Biology and Genetics, İstanbul

Görsev Yener

Dokuz Eylül University Faculty of Medicine, İzmir

Gül Yalçın Çakmaklı

Hacettepe University Faculty of Medicine, Ankara

Gülşen Akman Demir

İstanbul Bilim University, İstanbul

H. Özden Şener

Ankara University Faculty of Medicine, Ankara

Hadiye Şirin

Ege University Faculty of Medicine, İzmir

Haşmet Hanağası

İstanbul University, İstanbul Faculty of Medicine, İstanbul

Hayrünnisa Bolay

Gazi University Faculty of Medicine, Ankara

Hilmi Uysal

Akdeniz University Faculty of Medicine, Antalya

Hülya Apaydın

İstanbul University-Cerrahpaşa, Cerrahpaşa Faculty of Medicine, İstanbul

Jacques Reis

University of Strasbourg, Department of Neurology University Hospital of Strasbourg, France

Jera Kruja

Head of Neurology Service, Faculty of Medicine, University of Medicine, Tirana, Albania

Kubilay Varlı

Hacettepe University Faculty of Medicine, Ankara

Mefkürre Eraksoy

İstanbul University, İstanbul Faculty of Medicine, İstanbul

Mehmet Akif Topçuoğlu

Hacettepe University Faculty of Medicine, Ankara

Mehmet Özmenoğlu

Karadeniz Technical University Faculty of Medicine, Trabzon

Mehmet Zarifoğlu


Uludağ University Faculty of Medicine, Bursa

Murat Güner

Yale University School of Medicine, Clinic of Neurovascular Surgery, USA

Mustafa Ertaş

İstanbul



Turkish Journal of Neurology

Nathan Bornstein

Tel Aviv Medical Center, Israel

Neşe Çelebisoy

Ege University Faculty of Medicine, İzmir

Peter S. Spencer

Department of Neurology, School of Medicine; Oregon Institute of Occupational Health Sciences; Oregon Health & Science University, Portland, USA

Piraye Oflazer

Memorial Şişli Hospital, İstanbul

Pınar Tektürk

İstanbul University, İstanbul Faculty of Medicine, İstanbul

Raad Shakir

Imperial College London, Department of Neurology, London, United Kingdom

Raif Çakmur

Dokuz Eylül University Faculty of Medicine, İzmir

Rana Karabudak

Hacettepe University Faculty of Medicine, Ankara

Reha Kuruoğlu

Gazi University Faculty of Medicine, Ankara

Seher Naz Yeni

İstanbul University-Cerrahpaşa, Cerrahpaşa Faculty of Medicine, İstanbul

Semih Ayta

University of Health Sciences Turkey, İstanbul Haseki Training and Research Hospital, İstanbul

Serap Saygı

Hacettepe University Faculty of Medicine, Ankara

Sevim Erdem

Hacettepe University Faculty of Medicine, Ankara

Tuncay Gündüz

İstanbul University, İstanbul Faculty of Medicine, İstanbul

Turgay Dalkara

Hacettepe University Faculty of Medicine, Ankara

Uğur Uygunoğlu

İstanbul University-Cerrahpaşa, Cerrahpaşa Faculty of Medicine, İstanbul

Vida Demarin

International Institute for Brain Health, Manhattan, New York, USA

Walter Struhal

Karl Landsteiner University of Health Sciences, Department of Neurology, University Hospital Tulln, Tulln, Austria

Wolfgang Grisold

World Federation of Neurology, Ludwig Boltzmann Institute for Experimental und Clinical Traumatology, Wien, Austria

Yakup Sarıca

Çukurova University Faculty of Medicine, Adana

Zeki Odabaşı

Ufuk University Faculty of Medicine, Ankara

Zülküf M. Önal

Liv Hospital, Ankara

Previous Editors

Kaynak Selekler: 1995-1999

Barış Baklan: 2000-2004

Oğuz Tanrıdağ: 2005-2008

Tülay Kansu: 2009-2011

Yeşim Parman: 2012-2014

Murat Kürtüncü: 2015-2018

Ayşe Bora Tokçaeer: 2019-2021

Consulting Editors**Ethic****Berna Arda**

Ankara University Faculty of Medicine, History of Medicine and Ethics, Ankara

Genetics**Beyazıt Çırakoğlu**

Marmara University Faculty of Medicine, Medical Biology and Genetics, İstanbul

Tayfun Özçelik

Bilkent University, Molecular Biology and Genetics, Ankara

Statistics**Ergun Karaağaoğlu**

Hacettepe University Faculty of Medicine, Biostatistics, Ankara

English Translation/Language Editor**Murat Mert Atmaca**

Official Journal of the Turkish Neurological Society

Contact

Şerefür Öztürk, Editor

Selçuk University Faculty of Medicine, Department of Neurology, Konya, Turkey

E-mail: serefur@yahoo.com

Publisher

Galenos Publishing House

Molla Gürani Mah. Kaçamak Sk. No: 21/1 34093 İstanbul, Turkey

Phone: +90 (212) 621 99 25 Fax: +90 (212) 621 99 27

E-mail: info@galenos.com.tr



Turkish Journal of Neurology



Galenos Publishing House

Owner and Publisher

Derya Mor
Erkan Mor

Publication Coordinator

Burak Sever

Web Coordinators

Fuat Hocalar
Turgay Akpınar

Graphics Department

Ayda Alaca

Çiğdem Birinci

Gülşah Saday

Gülşah Özgül

Finance Coordinators

Emre Kurtulmuş
Sevinç Çakmak

Project Coordinators

Aysel Balta
Duygu Yıldırım
Gamze Aksoy
Gülşah Akın
Hatice Sever
Melike Eren
Özlem Çelik Çekil
Pınar Akpınar
Rabia Palazoğlu
Sümeyye Karadağ

Research&Development

Melisa Yiğitoğlu
Nihan Karamanlı

Digital Marketing Specialist

Ümit Topluoğlu

Publisher Contact

Address: Molla Gürani Mah. Kaçamak Sk. No: 21/1

34093 İstanbul, Turkey

Phone: +90 (212) 621 99 25 Fax: +90 (212) 621 99 27

E-mail: info@galenos.com.tr/yayin@galenos.com.tr

Web: www.galenos.com.tr

Publisher Certificate Number: 14521

Online Publication Date: March 2022

E-ISSN: 1309-2545

International scientific journal published quarterly.



Turkish Journal of Neurology

AIM AND SCOPE

The Turkish Journal of Neurology has been published quarterly in March, June, September and December as the official journal of the Turkish Neurological Society since 1995. The journal has been also available online since 2004. A peer-reviewed system is used to select manuscripts for publication. The journal is published in Turkish and English languages (<http://tjn.org.tr/>). Original research articles are particularly supported and encouraged.

The journal aims to update knowledge of neurology throughout Turkey and region with research articles, reviews, case reports, short communications, letters to the editor, and clinical images in the field of neurology. To retain interdisciplinary transfer of information between the areas of neuroscience and to undertake a novel effort in the international representation and attribution of published articles are the other aims of the journal.

The target readers of the Turkish Journal of Neurology include neurologists and neurology residents as well as other physicians working in the field of neurological sciences.

Turkish Journal of Neurology is indexed in Web of Science; Emerging Sources Citation Index (ESCI), Directory of Open Access Journals (DOAJ), Embase, Chemical Abstracts Service (CAS), Index Copernicus, EBSCO Host Research Databases, CINAHL Complete, Scopus, ProQuest, Gale/Cengage Learning, British Library, Tübitak/Ulakbim TR Dizin, J-Gate, IdealOnline, Turkey Citation Index, Türk Medline, Hinari, GOALI, ARDI, OARE, AGORA.

Open Access Policy

This journal provides immediate open access to its content on the principle that making research freely available to the public supporting a greater global exchange of knowledge.

Open Access Policy is based on rules of Budapest Open Access Initiative (BOAI) <http://www.budapestopenaccessinitiative.org/>. By "open access" to [peer-reviewed research literature], we mean its free availability on the public internet, permitting any users to read, download, copy, distribute, print, search, or link to the full texts of these articles, crawl them for indexing, pass them as data to software, or use them for any other lawful purpose, without financial, legal, or technical barriers other than those inseparable from gaining access to the internet itself. The only constraint on reproduction and distribution, and the only role for copyright in this domain, is right of authors to retain control over the integrity of their work and the right to be properly acknowledged and cited.

This journal is licensed under a Creative Commons 4.0 International License.

Permission Requests

Permission required for use any published under CC-BY-NC-ND license with commercial purposes (selling, etc.) to protect copyright owner and

author rights. Republication and reproduction of images or tables in any published material should be done with proper citation of source providing authors names; article title; journal title; year (volume) and page of publication; copyright year of the article.

Instructions for Authors

Instructions for authors are published in the journal and are accessible via www.tjn.org.tr

Material Disclaimer

Scientific and legal responsibilities pertaining to the papers belong to the authors. Contents of the manuscripts and accuracy of references are also the author's responsibility. The Turkish Neurological Society, the Editor, the Editorial Board or the publisher do not accept any responsibility for opinions expressed in articles.

Financial expenses of the journal are covered by Turkish Neurological Society.

Subscriptions

The Turkish Journal of Neurology is delivered complimentary to the members of Turkish Neurological Society and other scientists and physicians interested in neurology. Tables of contents, abstracts and full texts of all articles published are accessible free of charge through the web site www.tjn.org.tr since 2004. For subscriptions, please contact the Turkish Neurological Society.

Address

Turkish Neurological Society
Kızılırmak Mah. 1442 Sok. No: 4/7(Alternatif Plaza) Çukurambar,
Ankara/Turkey

Phone: +90 312 435 59 92

Fax: +90 312 431 60 90

E-mail: info@noroloji.org.tr

Advertisement Applications

Galenos Publishing House

Molla Gürani Mah. Kaçamak Sk. No: 21/, 34093 İstanbul/Turkey

Phone: +90 212 621 99 25

Fax: +90 212 621 99 27

E-mail: info@galenos.com.tr

Web page: www.galenos.com.tr



Turkish Journal of Neurology

INSTRUCTIONS TO THE AUTHORS

The Turkish Journal of Neurology is the periodical publication of the Turkish Neurological Society, which is published quarterly (March, June, September, December).

As of 2022, the Turkish Journal of Neurology will not accept case reports. Reports on cases that are rare, differ in diagnosis and treatment, add new ones to our existing knowledge and contribute to them, will be included in the evaluation process only if they are prepared in the format of "Clinical View" or "Letter to the Editor".

The Journal's publication languages are Turkish and English. Manuscripts in Turkish should comply with the Turkish Dictionary and Spelling Dictionary of Turkish Language Association (<http://tdk.org.tr>).

Anatomic terminology should be based on Latin nomenclature. Medical terms that have established use in everyday medical language should be written as they are read in accordance with Turkish spelling rules. Quotation marks should be used for terms written in English or other foreign languages.

Turkish Journal of Neurology is indexed in Web of Science; Emerging Sources Citation Index (ESCI), Directory of Open Access Journals (DOAJ), Embase, Chemical Abstracts Service (CAS), Index Copernicus, EBSCO Host Research Databases, CINAHL Complete, Scopus, ProQuest, Gale/Cengage Learning, British Library, Tübitak/Ulakbim TR Dizin, J-Gate, IdealOnline, Turkey Citation Index, Türk Medline, Hinari, GOALI, ARDI, OARE, AGORA.

The Turkish Journal of Neurology does not charge any fees for submission or processing of manuscripts. All expenses are covered by Turkish Neurological Society.

Ethical Issues and Peer Review

The Turkish Journal of Neurology is an independent, non-biased, periodical publication that adheres to the double-blind peer review process.

The Publication Policy and Manuscript Writing Rules were prepared in accordance with the Recommendations for the Conduct, Reporting, Editing, and Publication of Scholarly Work in Medical Journals (ICMJE Recommendations) (2016, <http://www.icmje.org>).

Submitted manuscripts are first evaluated for their scientific value by the Editor-in-Chief. After initial evaluation, regarding to article's topic one of the associate editors is assigned. Then, manuscripts are sent to at least two peer reviewers for evaluation. The Editorial Board may also send the manuscript to another reviewer if necessary. All reviewers are independent national and international experts in the field. After peer-review process, associate editor adds his/her own comments to the peer reviews and send them to the Editor-in-Chief. Editor-in-Chief considers peer-reviewers' and associate editor's comments and commits his/her final decision. The whole evaluation process is aimed to be finished within 3 months. Every submission is also evaluated by the statistics editor.

Dates, when the manuscript was received and accepted, are stated in the issue the manuscript is published.

The Editor-in-Chief and associate editors have the right to reject, return manuscripts for revision, or revise the format of manuscripts that do not comply with publication rules.

Turkish Journal of Neurology declares to principally comply with the ethical standards of the Declaration of Helsinki (<https://www.wma.net/policies-post/wma-declaration-of-helsinki-ethical-principles-for-medical-research-involving-human-subjects/>). Therefore, all studies that involve human subjects, patients or volunteers should be informed and their consents should be taken (You can reach the Informed Consent of Publication in Turkish Journal of Neurology from here). This information should be provided in the "Materials and Methods" section of the manuscript. In cases of image media usage that potentially

expose patients' identity requires obtaining permission for publication from the patients or their parents/guardians. Studies involving animals must contain a statement indicating that the study was performed in compliance with principles of the Guide for Care and Use of Animals (www.nap.edu/catalog/5140.html). Approval must be provided from Institutional Ethics Committee (including approval number). The Editor-in-Chief may ask for a copy of the documents if necessary.

Authors should provide declarations of financial or material support if received for the study and manuscript preparation. Authors are required to provide a statement on the absence of any conflict of interest.

All manuscripts submitted to the journal for publication are checked by Crossref Similarity Check powered by "iThenticate" software for plagiarism. If plagiarism is detected, relevant institutions may be notified. In this case, the authors might be asked to disclose their raw data to relevant institutions.

The scientific and legal responsibility for manuscripts sent to our journal for publication belongs to the authors. Authors are responsible for the correctness of opinions, recommendations, and references in their manuscripts. Copyrights of manuscripts accepted for publication belong to Galenos Yayınevi. After acceptance of the manuscript for publication, and a related e-mail to correspondence author via the Online Article System a Copyright Transfer Form should be completed, signed by all authors, and sent to yayin@galenos.com.tr (No payment is made to the authors for copyright).

All manuscripts submitted for publication should be prepared in accordance with the Uniform Requirements for Manuscripts Submitted to Biomedical Journals Editors (<http://www.ulakbim.gov.tr/cabim/vt/uvt/tip/>) as prepared by the International Committee of Medical Journal Editors (ICMJE).

Authors are required to accept that editors and associate editors can make revisions to the manuscript without making a major change in the manuscript. If the manuscript includes a commercial link or if an institution provides material support to the study, authors should inform the editor about the presence and type (consultant, other agreements) of the relationship with the product, drug, or company.

In the event of any suspicion or claim regarding scientific shortcomings or ethical infringement, the Journal reserves the right to submit the manuscript to the supporting institutions or other authorities for investigation. The Journal accepts the responsibility of initiating action but does not undertake any responsibility for an actual investigation or any power of decision.

Preparation of original articles, systematic reviews, meta-analyses, and case reports must comply with study design guidelines:

CONSORT statement for randomized controlled trials (Moher D, Schulz KF, Altman D, for the CONSORT Group. The CONSORT statement revised recommendations for improving the quality of reports of parallel-group randomized trials. *JAMA* 2001; 285: 1987-91) (<http://www.consort-statement.org/>),

PRISMA statement of preferred reporting items for systematic reviews and meta-analyses (Moher D, Liberati A, Tetzlaff J, Altman DG, The PRISMA Group. Preferred Reporting Items for Systematic Reviews and Meta-Analyses: The PRISMA Statement. *PLoS Med* 2009; 6(7): e1000097.) (<http://www.prisma-statement.org/>),

STARD checklist for the reporting of studies of diagnostic accuracy (Bossuyt PM, Reitsma JB, Bruns DE, Gatsonis CA, Glasziou PP, Irwig LM, et al., for the STARD Group. Towards complete and accurate reporting of studies of diagnostic accuracy: the STARD initiative. *Ann Intern Med* 2003;138:40-4.) (<http://www.stard-statement.org/>),



Turkish Journal of Neurology

INSTRUCTIONS TO THE AUTHORS

STROBE statement, a checklist of items that should be included in reports of observational studies (<http://www.strobe-statement.org/>),

MOOSE guidelines for meta-analysis and systemic reviews of observational studies (Stroup DF, Berlin JA, Morton SC, et al. Meta-analysis of observational studies in epidemiology: a proposal for reporting Meta-analysis of Observational Studies in Epidemiology (MOOSE) group. JAMA 2000; 283: 2008-12),

CARE guidelines are designed to increase the accuracy, transparency, and usefulness of case reports. (Gagnier JJ, Kienle G, Altman DG, Moher D, Sox H, Riley D; the CARE Group. The CARE Guidelines: Consensus-based Clinical Case Reporting Guideline Development.) (<http://www.care-statement.org/>)

General Rules

TJN accepts only online submissions (www.tjn.org.tr). To submit an article, authors should subscribe to the Journal Agent website (<http://www.tjn.org.tr>) and obtain a personal password. This system enables online submission and evaluation of the manuscript. Collected articles are processed and archived by this system in compliance with principles of ICMJE, Index Medicus (Medline/PubMed), and Science Citation Index (SCI). The ORCID (Open Researcher and Contributor ID) number of the corresponding author should be provided while sending the manuscript. Free registration can be created at <http://orcid.org>.

Paper layout: The manuscript should be written in Verdana font, 10 point-type, double-spaced with 2 cm margins on both sides. The text should be prepared with a computer program compatible with Windows operating system. Page numbers should be used starting from the initial page, and page numbers should be at the bottom right corner of each page. The main manuscript file should not include author names or their institutions.

Abbreviations: Abbreviations used in the journal should be nationally or internationally accepted, should be defined in the text when first used, and written in parenthesis. Afterwards, the abbreviation should be used throughout the text. A Turkish source 'Bilimsel Bir Makale Nasıl Yazılır ve Yayınlanır? (How to write and publish a scientific article?)' can be referred for international abbreviations. (https://ulakbim.tubitak.gov.tr/sites/images/Ulakbim/eyes2_yazar_1.pdf)

Title page: Title page should include Turkish and English titles, Turkish and English running titles shorter than 40 characters including spaces, the names and, last names of the authors. The clinic, department, institution, and organization in which the study was conducted should also be stated. Corresponding author's name, address, e-mail, phone, and fax numbers should also be included on the title page. Previous presentations of the study in symposia or congresses should also be stated.

Any financial or other support from any person or institution should be mentioned under the heading of Conflict of Interest. Also in studies with multiple authors, the roles of every author should be defined.

Turkish Journal of Neurology expects that every author meets at least one of the following internationally accepted criteria:

1. Contributed in the preparation of the project, or obtained, analyzed or interpreted data of the study,
2. Made a significant contribution to writing or intellectual development of the article,

Additionally, all of the authors should give consent to correctness, originality, and wholeness of the study (<http://www.icmje.org/recommendations/browse/roles-and-responsibilities/defining-the-role-of-authors-and-contributors.html>).

Pictures, tables, graphs, and figures

Tables, figures, graphs, and pictures should be numbered according to the sequence of referral within the text. Each table, figure, graph, or picture should be cited in the text. Explanations should be made for abbreviations in footnotes. Tables should be prepared to explain the text and not be a repetition of text or figures. Caution must be exercised in order not to send color pictures, graphs, or figures.

Pictures: X-ray films, computed tomography and magnetic resonance imaging, other diagnostic images, and pictures of pathology specimens should be sent in 127-173 mm dimensions and high quality. There should not be any text on images and radiologic images. Lesions must be indicated with black arrows on a white background or white arrows on a dark background. Letters, numbers, and symbols on pictures should be clear, consistent throughout, and large enough to be legible when the picture is reduced for publication. Pictures should be as self-explanatory as possible. When pictures or images of patients are used, the patients' names and eyes should be censored to prevent identification, and consent should be obtained from the patient or his/her legal representatives. Legends for illustrations should be written using double-spacing starting on a separate page, and Arabic numerals should be used for corresponding illustrations. When symbols, arrows, numbers or letters are used to identify parts of illustrations, each should be explained in the legend. Patients' names should not be written in pictures and omitted from radiologic images.

Pictures should be numbered according to the sequence of referral within the text, and a short title should be written for each picture. When a picture from another source is used, permission of the author and publisher must be obtained and sent to the journal. Details of photographs should be distinguishable; they should be recorded in JPEG format and at least 300 pixels/inch resolution.

Tables, graphs, and figures: Each table should be prepared with double-spacing on a separate page. Tables should have a brief title. Explanations should be made in footnotes instead of heading. Explanations should be made for all nonstandard abbreviations in footnotes. If decimal numbers are used, it must be separated with comma in Turkish articles and dot in English articles. Use only one decimal-digit after comma or dot, except specific numbers (e.g., p-value). The following symbols should be used in footnotes in sequence: *, †, ‡, §, ||, ¶, **, ††, ‡‡. Each table should be cited in the text.

Figures and graphs should be drawn professionally or photographed and should be of photographic quality when digitally recorded. Electronic files of figures or graphs should be sent in JPEG, or GIF format that will produce high-quality images and the quality of the files should be checked on a computer screen before submission. In radiologic monitorings such as magnetic resonance imaging or computerized tomography of the patient, the writing around the image should be redacted with appropriate software (such as Photoshop) and the images should be surrounded by black color. In radiologic images, information such as the location of the shot, the name of the patient, the date of shot should be removed with the help of appropriate software without distorting the image quality or destroying the image. If the article contains tables, graphs, figures or pictures from a previously published article, written consent should be obtained from the authors and copyright owners, and this should be stated.

Manuscript Types

Original Article

Original articles Include clinical research, clinical observation, new methods, and experimental and laboratory studies. Original articles should include title, abstract, keywords related with the main topic of the study, introduction, materials



Turkish Journal of Neurology

INSTRUCTIONS TO THE AUTHORS

and methods, results (findings), discussion, conclusion, acknowledgments, references, tables, graphs, and pictures. Title, abstract, and keywords should be both in Turkish and English. Original articles should not exceed 5000 words and 40 references.

Title page: The page that includes the title of the article, author names, and information about the authors.

Abstract: Turkish and English abstracts should be included in original articles, case reports, and reviews. Abbreviations should be avoided in abstracts if possible. In this section, there should be no references, figures, tables, or citations. Abstracts should mention the main topics of the article and not exceed 300 words. The English abstract should be structured to include "Objective," "Materials and Methods/Patients and Methods," "Results," and "Conclusion" sections.

In original articles, the Abstract should include the following five subheadings:

- 1. Objective:** The aim of the study should be identified.
- 2. Materials and Methods:** The study should be defined, inclusion criteria, whether it was randomized, retrospective or prospective, and statistical methods should be stated.
- 3. Results:** Detailed results of the study should be given, and the level of statistical significance should be stated.
- 4. Conclusion:** The conclusion should reflect the study results, define clinical usefulness, and show strengths and limitations.
- 5. Keywords:** At least 3 and no more than five keywords should be included at the end of abstracts. Standard terminology should be used for keywords. Medical Subject Headings (MeSH) can be used for writing keywords (www.nlm.nih.gov/mesh/MBrowser.html)

Original articles should include the following sections:

- 1. Introduction:** Concise information should be given about the topic, the aim of the study should be stated, and these should be supported by the literature.
- 2. Materials and Methods:** The study plan should be given, whether randomization was made, prospective or retrospective nature of the study, number of subjects, and inclusion and exclusion criteria should be explained.
- 3. Results:** Results, tables, and figures should be given, and the results should be evaluated considering statistical methods used in the study. Writing rules about visual material can be found under "General Rules" in the section of "Pictures, Tables, Graphs, and Pictures."
- 4. Discussion:** Results should be discussed with strengths and limitations, and compared with the literature.
- 5. Conclusion:** Conclusions of the study should be emphasized in one or two paragraphs.
- 6. Acknowledgment:** Any conflict of interest, financial support, donation, or other editorial and/or technical support (statistical analysis, English/Turkish evaluation) should be stated at the end of the text. Every person who contributed to the article by technical support, writing and proofreading of the article, data collection, and/or analysis but do not meet the criteria to be an author should be mentioned in the acknowledgment section.
- 7. References:** References should include recent publications when possible. Authors are responsible for the correctness of references. Information about writing rules for references can be found in the "References" subsection of the "General Rules" section.

Review Articles

A review evaluates a current topic in detail independently without overemphasizing a particular opinion. As reviews to be published in the Journal

are planned by the Editor-in-Chief, authors of any reviews other than those invited should obtain approval of the Editor-in-Chief before submission to the Journal. Reviews should include a title page in Turkish, abstract in Turkish, keywords in Turkish (minimum , maximum five keywords), title in English, abstract in English, and keywords in English. The Abstract of a review should be prepared as a single paragraph and limited to 300 words. There is no need to structure the abstract. Reviews should not exceed 8000 words. Also, the number of references should be less than 100.

Case Report

Case reports should include cases that are rarely seen, unique in diagnosis or treatment, and add new information to the scientific knowledge.

Case reports should include a title in Turkish, abstract in Turkish, keywords in Turkish, title in English, abstract in English, keywords in English, introduction, case, discussion, and references. The introduction and discussion should be concise in case reports, and a single paragraph abstract that does not exceed 300 words should be prepared. A structured abstract is not necessary. Case reports should not exceed 2500 words, and it should not have more than 15 references.

Short Communication

Reports representing a significant contribution in the related field may be concisely documented as a short communication. Short communications should include titles in Turkish and English, abstracts in Turkish and English as single paragraphs, and 2-5 keywords in Turkish and English. There is no need to prepare a structured abstract. The maximum length of a short communication is 1500 words, and tables and a no more than two figures/graphs/pictures should be included. References should be limited to 10.

Letter to the Editor

These letters address issues or exchange views on topics arising from published articles. They should be concise, not exceed 750 words, should not include an abstract, and references should be limited to 5. It is not acceptable to be included a subheading on a letter to the editor manuscript. Short case reports may also be published under this heading.

Images in Clinical Neurology

Under this heading, images of rare neurologic conditions are published. The title should not exceed ten words. The patient's history, physical examination and laboratory findings, clinical course, treatment response if applicable, and the latest condition of the patient should be summarized. The main theme of the manuscript should be the picture. All labeled structures in the image should be defined and explained in the legends. Images in clinical neurology texts should not exceed 500 words and five references. Graphs with high resolution (300 DPI) should be used, and not more than four pictures, figures or graphs should be included. Images in Clinical Neurology should not include subsections.

Perspective

Under this heading unique, creative, and solution-oriented scientific ideas about problems faced by neurologists in Turkey are published. Manuscripts submitted under this topic should be sent as a single text without exceeding 500 words or 5 references.

Meeting Highlights

Under this heading national or international meetings, congresses or symposiums in neurology, neurological sciences, or clinical neurology can be presented. Prominent scientific findings in these meetings should be summarized.



Turkish Journal of Neurology

INSTRUCTIONS TO THE AUTHORS

Manuscripts submitted under this heading should be sent as a single text without exceeding 500 words. No references should be used in this section.

Frontiers in Neurology

This section includes comments about articles that have been published in the previous year and believed to be essential for its field. Manuscripts should include at most a figure or a table. These manuscripts are not just translations of the articles. Prominent findings of the article should be summarized, and they should be compared with previous scientific literature. Manuscripts should not include subsections, and three references at the most should be included.

References

- Data and manuscripts that have not yet been published should not be cited as references. These should be stated in the main text as "author(s), unpublished data, year."

- Reference numbers should be given in the text at the end of the sentence in parentheses, and at the end of the manuscript, they should be numbered consecutively in the order in which they are mentioned in the text. Journal names should be abbreviated as listed in "Index Medicus" or "Tübitak/Ulakbim TR Index." References should be written in accordance with following examples:

Journal Articles;

First letters of names and surnames of the authors (If number of authors is less than 6, list all authors. If the number exceeds 6, list first 3 authors followed by et al). Title of article. Abbreviated title of the journal according to Index Medicus (<http://www.ncbi.nlm.nih.gov/sites/entrez/query.fcgi?db=nlmcatalog>). Year of publication; Volume: first-page number-Last page number.

Example: Wertman E, Zilber N, Abramsky O. An association between MS and type 1 diabetes mellitus. *J Neurol* 1992;239:43-45.

Supplement;

First letters of names and surnames of the authors. Manuscript title. Abbreviated title of the journal according to Index Medicus (<http://www.ncbi.nlm.nih.gov/sites/entrez/query.fcgi?db=nlmcatalog>). Year of publication; Volume (supplement number): first-page number-Last page number.

Example: Wasylenski DA. The cost of schizophrenia. *Can J Psychiatry* 1994;39(Suppl 2):65-69.

Book;

First letters of names and surnames of the authors. Book title. Number of edition. City of publication: Publisher, Year of Publication.

Example: Ropper AH, Brown RH. Adams and Victor's Principles of Neurology. 8th ed. New York: McGraw-Hill, 2005.

Book Chapter;

First letters of surnames and names of chapter editors. Chapter title. In: First letters of surnames and names of editors (eds). Book title. Edition number. City of publication: Publisher, Year of Publication. Number of the first page of the chapter- number on the last page.

Example: Pender MP. Multiple sclerosis. In: Pender MP, McCombe PA (eds). *Autoimmune Neurological Diseases*. 3rd ed. Cambridge: Cambridge University Press, 1995:89-154.

Congress presentation;

First letters of surnames and names of the authors (all authors should be written). Manuscript title. In: First letters of surnames and names of the authors

(eds). Book title. Name of the meeting; City where the meeting took place, country where the meeting took place. Publisher; Year. Page number.

Example: Bengtsson S, Solheim BG. Enforcement of data protection, privacy, and security in medical informatics. In: Lun KC, Degoulet P, Piemme TE, Reinhoff O (eds). *MEDINFO 92. Proceedings of the 7th World Congress on Medical Informatics*; 1992 Sep 6-10; Geneva, Switzerland. North-Holland; 1992. p. 1561-1565.

Journal published electronically;

First letters of surnames and names of the authors (all authors should be written). Article title. Abbreviation of the Journal according to Index Medicus. Year; Volume(Number). Available from: URL address. Access date: Day.Month. Year.

Example: Morse SS. Factors in the emergence of infectious disease. *Emerg Infect Dis* 1995;1(1). Available from: URL: <http://www.cdc.gov/nci-doc/EID/eid.htm>. Accessed date:25.12.1999.

Website;

The name of the website. Access date. Available from: Address of the Web site. World Health Organization (WHO). Access Date: 9 July 2008. Available from: <http://www.who.int>

Thesis;

First letters of authors surname name. Thesis title. Name of the city: university; year.

Example: Kanpolat Y. Trigeminal Ganglion Deneysel Perkütan Giriş ve Radyofrekans Termik Lezyonun Histopatolojik Değerlendirilmesi (Doçentlik Tezi). Ankara: Ankara Üniversitesi; 1978.

Correction/Retraction

Authors must contact Editor-in-Chief in case of correction or retraction. For correction, the erratum, with all related information on previous and corrected data, will be published in the next issue upon notification of authors. Paper may be retracted in case of e.g. major miscalculation. Authors must contact Editor-in-Chief with official letter signed by all authors. To be successfully retracted, all authors must give the consent.

Copyright

Copyright belongs to the Galenos Publishing House. All contents are under CC BY-NC-ND license and available free of charge from the journal's website at www.tjn.org.tr

Authors of paper are free to use, store and reproduce (e.g. lecture) their works under CC BY-NC-ND license. For all other purposes, the appropriate permission must be asked for.

Online Archiving

All published articles are archived in Journal's website, Journal's Online Submission System, Ulakbim TR Dizin and other national and international indexes with their own repository systems.

Contact

Şerefur Öztürk, Editor-in-Chief

Selçuk University Faculty of Medicine, Department of Neurology, Konya, Turkey
E-mail: serefur@yahoo.com



Turkish Journal of Neurology

ETHICS and PEER REVIEW

The Turkish Journal of Neurology is an independent, non-biased, periodical publication that adheres to the double-blind peer review process.

The Publication Policy and Manuscript Writing Rules were prepared in accordance with the Recommendations for the Conduct, Reporting, Editing, and Publication of Scholarly Work in Medical Journals (ICMJE Recommendations) (2016, <http://www.icmje.org>).

Submitted manuscripts are first evaluated for their scientific value by the editor. After initial evaluation, regarding to article's topic one of the associate editors is assigned. Then, manuscripts are sent to at least two peer reviewers for evaluation. The Editorial Board may also send the manuscript to another reviewer if necessary. All reviewers are independent national and international experts in the field. After peer-review process, associate editor adds his/her own comments to the peer reviews and send them to the Editor-in-Chief. Editor-in-Chief considers peer-reviewers' and associate editor's comments and commits his/her final decision. The whole evaluation process is aimed to be finished within 3 months. Every submission is also evaluated by the statistics editor.

Dates when the manuscript was received and accepted are stated in the issue the manuscript is published.

The Editor-in-Chief and associate editors have the right to reject, return manuscripts for revision, or revise the format of manuscripts that do not comply with publication rules.

For all complaints and appeals please contact Editorial Office. A complaint will be reviewed by Editor and the action will be taken. Whenever the investigation is completed and the decision will be made, the complainant will be notified upon the decision.

Turkish Journal of Neurology must get informed about the manuscripts which requested to withdraw including the justifications. The decision is made in accordance with the editorial policies.

Ethical Issues

For the experimental, clinical and drug human studies, approval by ethical committee and statement on the adherence of the study protocol to the international agreements (Helsinki Declaration revised 2013 (<https://www.wma.net/policies-post/wma-declaration-of-helsinki-ethical-principles-for-medical-research-involving-human-subjects/>)) are required. In experimental animal studies, the authors should indicate that the procedures followed were in accordance with animal rights (Guide for the care and use of laboratory animals, www.nap.edu/catalog/5140.html) and they should obtain animal ethic committee approval.

All collected data will not be shared with third-party person, organization or any other affiliation. Authors' personal data (excluding corresponding author; it is stated in each article) is protected. Patients' personal data will not be disclosed.

The Ethic Committee approval document should be submitted to the Turkish Journal of Neurology together with the manuscript.

The approval of the ethic committee, statement on the adherence to international guidelines mentioned above and that the patients' informed consent is obtained should be indicated in the 'Material and Method' section and is required for case reports whenever used data/media could reveal identity of the patient. The declaration of the conflict of interest between authors, institutions, acknowledgement of any financial or material support, aid is mandatory for authors submitting manuscript and the statement should appear at the end of manuscript. Reviewers are required to report if any potential conflict of interest exists between reviewer and authors, institutions. All editors are experts in their own fields; therefore, all possible conflicts of interest are prevented. In case of any, Editor-in-Chief will take the action according to COPE Guidelines.

Plagiarism: To re-publish whole or in part the contents of another author's publication as one's own without providing a reference.

Fabrication: To publish data and findings/results that do not exist.


Duplication: Use of data from another publication, which includes re-publishing a manuscript in different languages without citing.

Salamisation: To create more than one publication by dividing the results of a study prematurely.

We use Crossref Similarity Check powered by "iThenticate" to screen all submissions for plagiarism before publication. We disapproval upon such unethical practices as plagiarism, fabrication, duplication, and salamisation, as well as efforts to influence the review process with such practices as gifting authorship, inappropriate acknowledgements, and references. In case of suspicion, the authors will be asked for additional explanation. Further actions will be made according to COPE Flowcharts.

Additionally, authors must respect participant right to privacy. On the other hand, short abstracts published in congress books that do not exceed 400 words and present data of preliminary research, and those that are presented in an electronic environment are not accepted pre-published work.

Authors in such situation must declare this status on the first page of the manuscript and in the cover letter. (The COPE flowchart is available at: <http://publicationethics.org>)



Turkish Journal of Neurology

CONTENTS

Review

- 1** CGRP: New Focus in Migraine
Necdet Karli, Sebnem Bicakci, Manal Mehtar Bozkurt

Research Articles

- 6** Identifying a Cut-off Point for Timed Up and Go Test in Neuromuscular Diseases
Cevher Savcun Demirci, Gülşah Sütçü, Fatma Ayvat, Özge Onursal Kılınç, Mert Doğan, Ender Ayvat, Can Ebru Bekircan Kurt, Sevim Erdem Özdamar, Sibel Aksu Yıldırım, Muhammed Kılınç, Ersin Tan
- 10** Akathisia in Parkinson's Disease: A Comparative Cross-sectional Study
Özlem Aykaç, Fatma Nazlı Durmaz Çelik, Rezzak Yılmaz, Ece Bayram, Muhittin Cenk Akbostancı, Şaban Onur Karan
- 14** Evaluation of Risk Factors Associated with Stroke Recurrence in Patients with Minor Ischemic Stroke
Yasemin Dinç, Emel Oğuz Akarsu, Bahattin Hakyemez, Mustafa Bakar
- 19** Comparison of the Effectiveness of Greater Occipital Nerve Block in Patients Receiving and not Receiving Medical Prophylactic Treatment in Chronic Migraine
Meltem Karacan Gölen, Dilek Yılmaz Okuyan
- 24** The Effect of Misophonia on the Severity of Depression and Anxiety in Multiple Sclerosis
Safiye Gül Kenar, Hatice Yüksel, Nuriye Kayalı Şendur, Semra Mungan
- 31** Evaluation of Percutaneous and Surgical Tracheostomy Results in Neurocritical Care Unit
Fergane Memmedova, Fatma Ger Akarsu, Zaur Mehdiyev, Özlem Aykaç, Mehmet Özgür Pınarbaşı, Melek Kezban Gürbüz, Atilla Özcan Özdemir
- 38** Assessment of Modified-modified Schober Test and Lomber Range of Motion in Patients with Parkinson's Disease with and Without Low Back Pain
Hamza Gültekin, Derya Bayram, Gülbün Asuman Yüksel, Tamer Bayram, Hülya Tireli
- 45** Hospitalization Cost in Patients with Non-convulsive Status Epilepticus: Is it Different from Other Critical Care Patients?
Cansu Ayvacioğlu Çağan, Okan Sökmen, Ethem Murat Arsava, Mehmet Akif Topçuoğlu, Neşe Dericioğlu

Case Report

- 51** Different Guillain-Barré Syndrome Variants Associated with COVID-19: Report of 4 Clinical Cases
Zeynep Ünlütürk, Çağatay Hilmi Öncel, Barış Hayti, Çağdaş Erdoğan

Images in Clinical Neurology

- 55** Listeria Meningitis with Aspergillosis After Alemtuzumab Treatment
Ahmet Kasım Kılıç, Tuğçe Kara, Banu Özen Barut
- 57** Ophthalmic Features in SPA-8 with a Homozygous Missense Variant in the Homeobox Domain of the NKX6-2
Hidayet Şener, Duygu Gülmez Sevim, Murat Gültekin, Gülşah Şimşir, Ayşe Nazlı Başak

Letters to the Editor

- 59** Epilepsy and Amelogenesis Imperfecta: Think of Kohlschütter-Tönz Syndrome
Okan Sökmen, Neşe Dericioğlu
- 61** Incomplete Circle of Willis: A Possible Triggering Factor for Migraine
Berrin Erok, Nunu Win, Elidor Agolli, Kenan Kıbcı, Ali Önder Atca