



Turkish Journal of Neurology

Volume: 22 Issue: 4 December 2016

www.tjn.org.tr

Review

- The Role of Adult Hippocampal Neurogenesis in Learning-Memory Function
Zülal Kaptan, Gülay Üzüm

Research Articles

- Abobotulinum Toxin A and Migraine
Afrouz Alipour, Seyed Mehran Homam, Mostafa Khorashadizadeh, Maedeh Beheshti Saadat, Morteza Mazloun Farsi Baf
- Restless Legs Syndrome and Fibromyalgia
Nesrin Helvacı Yılmaz, Emir Cantürk, Özge Arıcı Düz, Bilge Parlakoğlu, Burcu Polat, Engin Çakar, Sema Demirci, Ahmet Mithat Tavlı, Didem Taşkın, Ayşe Pınar Doğru, Lütfü Hanoğlu, Fahriye Feriha Özer
- Electroencephalography of Children with Pervasive Developmental Disorders
Semih Ayta, Candan Gürses, Zerrin Topçu Bilgen, Ayşe Kılınçarslan, Mefküre Eraksoy
- Neurophysiologic Frequency of Hereditary Neuropathy with Liability to Pressure Palsy
F. Gökçem Yıldız, Gülay Nurlu, Sevim Erdem Özdamar, Çağrı Mesut Temuçin

Case Reports

- Hot Water Epilepsy: Presentation of Three Cases
Yusuf Ehi, Sefer Üstebay, Döndü Ülker Üstebay, Inan Gezgin, Şeyho Cem Yücetaş
- Charles Bonnet Syndrome: Three Cases
Aygün Akbay Özşahin, Zeynep Çiğdem Diler, Sevinç Çelik, Gülay Kenangil, Füsün Domaç
- Intracranial Hypotension Syndrome
Deepak Jain, Ashima Mittal

Images in Clinical Neurology

- Steroid Withdrawal related Relapse in a Patient with Neuro-Behçet's Disease
Bekir Enes Demiryürek
- Choroid Plexus Xanthogranuloma
Selin Yetkinel, Semai Bek

Letter to the Editor

- Facial Diplegia and Lyme Disease
Nihan Hande Akçakaya, Meltem Hale Alpsan Gökmen, Yeşim Gülşen Parman, Feza Deymeer, Piraye Ofłazer
- A Case of *Listeria* Rhombencephalitis Mimicking Vertebrobasilar Stroke
İlay Hilal Kılıç, Ayşe Güler, Hadiye Şirin

Frontiers in Neurology


- Effect of Thymectomy in Myasthenia Gravis
Tuncay Gündüz
- Do Serum Vitamin D Levels During Pregnancy Influence the Risk of Multiple Sclerosis?
Tuncay Gündüz
- Effect of Early Treatment of Hypertension in Acute Cerebral Hemorrhage: New Evidences
Tuncay Gündüz



Official Journal of the Turkish Neurological Society

www.noroloji.org.tr

galenos
yayınevi



Turkish Journal of Neurology

On Behalf of the Turkish Neurological Society Owner

Şerefür Öztürk

Editor

Murat Kürtüncü

İstanbul University İstanbul Faculty of Medicine,
Department of Neurology, İstanbul, Turkey

Associate Editors

Aslı Tuncer

Hacettepe University Faculty of Medicine,
Department of Neurology, Ankara, Turkey

Uğur Uygunoğlu

İstanbul University Cerrahpaşa Faculty of Medicine,
Department of Neurology, İstanbul, Turkey

Tuncay Gündüz

Managing Editor

Burak Tokdemir

National Advisory Board

Cenk Akbostancı

Ankara University Faculty of Medicine, Department of Neurology, Ankara, Turkey

Ayşe Altıntaş

İstanbul University Cerrahpaşa Faculty of Medicine, Department of Neurology,
İstanbul, Turkey

Hülya Apaydın

İstanbul University Cerrahpaşa Faculty of Medicine, Department of Neurology,
İstanbul, Turkey

Semih Ayta

Haseki State Hospital, Clinic of Pediatrics, İstanbul, Turkey

Esra Battaloğlu

Boğaziçi University Faculty of Medicine, Department of Molecular Biology and Genetics,
İstanbul, Turkey

Betül Baykan

İstanbul University İstanbul Faculty of Medicine, Department of Neurology,
İstanbul, Turkey

Canan Aykut Bingöl

Yeditepe University Faculty of Medicine, Department of Neurology, İstanbul, Turkey

Hayrünnisa Bolay

Gazi University Faculty of Medicine, Department of Neurology, Ankara, Turkey

Raif Çakmur

Dokuz Eylül University Faculty of Medicine, Department of Neurology, İzmir, Turkey

Neşe Çelebisoy

Ege University Faculty of Medicine, Department of Neurology, İzmir, Turkey

Turgay Dalkara

Hacettepe University Faculty of Medicine, Department of Neurology, Ankara, Turkey

Gülşen Akman Demir

İstanbul Science University, Department of Neurology, İstanbul, Turkey

Bülent Elibol

Hacettepe University Faculty of Medicine, Department of Neurology, Ankara, Turkey

Murat Emre

Medica Health Center, İstanbul, Turkey

Mefküre Eraksoy

İstanbul University İstanbul Faculty of Medicine, Department of Neurology,
İstanbul, Turkey

Sevim Erdem

Hacettepe University Faculty of Medicine, Department of Neurology, Ankara, Turkey

Mustafa Ertuş

İstanbul University İstanbul Faculty of Medicine, Department of Neurology,
İstanbul, Turkey

Birsen İnce

İstanbul University Cerrahpaşa Faculty of Medicine, Department of Neurology,
İstanbul, Turkey

Rana Karabudak

Hacettepe University Faculty of Medicine, Department of Neurology, Ankara, Turkey



Turkish Journal of Neurology

Dilaver Kaya

Acıbadem Kozyatağı Hospital, Clinic of Neurology, İstanbul, Turkey

Ayşe Sağduyu Kocaman

Acıbadem Maslak Hospital, Clinic of Neurology, İstanbul, Turkey

Reha Kuruoğlu

Gazi University Faculty of Medicine, Department of Neurology, Ankara, Turkey

Zeki Odabaşı

Gülhane Training and Research Hospital, Clinic of Neurology, Ankara, Turkey

Piraye Oflazer

Memorial Şişli Hospital, Clinic of Neurology, İstanbul, Turkey

Zülküf M. Önal

Liv Hospital, Clinic of Neurology, Ankara, Turkey

Sibel Özekmekçi

MedAmerican Medical Center, İstanbul, Turkey

Çiğdem Özkara

İstanbul University Cerrahpaşa Faculty of Medicine, Department of Neurology, İstanbul, Turkey

Mehmet Özmenoğlu

Karadeniz Technical University Faculty of Medicine, Department of Neurology, Trabzon, Turkey

Şerefnur Öztürk

Selçuk University Faculty of Medicine, Department of Neurology, Konya, Turkey

Yakup Sarıca

Çukurova University Faculty of Medicine, Department of Neurology, Adana, Turkey

Serap Saygı

Hacettepe University Faculty of Medicine, Department of Neurology, Ankara, Turkey

Aksel Siva

İstanbul University Cerrahpaşa Faculty of Medicine, Department of Neurology, İstanbul, Turkey

H. Özden Şener

Ankara University Faculty of Medicine, Department of Neurology, Ankara, Turkey

Hadiye Şirin

Ege University Faculty of Medicine, Department of Neurology, İzmir, Turkey

Ersin Tan

Hacettepe University Faculty of Medicine, Department of Neurology, Ankara, Turkey

Mehmet Akif Topçuoğlu

Hacettepe University Faculty of Medicine, Department of Neurology, Ankara, Turkey

Esen Saka Topçuoğlu

Hacettepe University Faculty of Medicine, Department of Neurology, Ankara, Turkey

Derya Uludüz

İstanbul University Cerrahpaşa Faculty of Medicine, Department of Neurology, İstanbul, Turkey

Hilmi Uysal

Akdeniz University Faculty of Medicine, Department of Neurology, Antalya, Turkey

Görsev Yener

Dokuz Eylül University Faculty of Medicine, Department of Neurology, İzmir, Turkey

Ayşe Nur Yüceyar

Ege University Faculty of Medicine, Department of Neurology, İzmir, Turkey

Seher Naz Yeni

İstanbul University Cerrahpaşa Faculty of Medicine, Department of Neurology, İstanbul, Turkey

Mehmet Zarifoğlu

Uludağ University Faculty of Medicine, Department of Neurology, Bursa, Turkey

Previous Editors

Oğuz Tanrıdağ

Barış Baklan

Kaynak Selekler

Tülay Kansu

Yeşim Parman

Consulting Editors

Berna Arda (Ethics)

Ankara University Faculty of Medicine, Department of History of Medicine and Ethics, Ankara, Turkey

Beyazıt Çırakoğlu (Genetics)

Marmara University Faculty of Medicine, Department of Medical Biology and Genetics, İstanbul, Turkey

Ergün Karaağaoğlu (Statistics)

Hacettepe University Faculty of Medicine, Department of Biostatistics, Ankara, Turkey

Tayfun Özçelik (Genetics)

Bilkent University Faculty of Medicine, Department of Molecular Biology and Genetics, Ankara, Turkey

English Language Editor

David Chapman (English)

Translators

Mustafa Çelik (English)

Murat Mert Atmaca (English)

Can Kavaklıoğlu (English)

Bedia Marangozoğlu (English)

International Advisory Board

Stanley Appel

Houston Methodist Neurological Institute, Neurology Unit, USA

Valerie Askanas

USC Neuromuscular Center, Good Samaritan Hospital, Clinic of Neurology, USA



Turkish Journal of Neurology

Natan Bornstein

Tel Aviv Medical Center, Israel

Violaine Plante-Bordeneuve

Henri Mondor University Hospital, Department of Neurology, France

David Burke

University of Sydney, Department of Neurology, Australia

Stefano F. Cappa

San Raffaele University, Department of Neurology, Italy

Patricia S. Churchland

University of California, Department of Philosophy, USA

James J. Corbett

University of Mississippi Medical Center,
Clinic of Neuro-Ophthalmology, USA

Ioannis Evdokimidis

National and Kapodistrian University of Athens,
Department Neurology, Greece

Gerald M. Fenichel

Vanderbilt Children's Hospital, Clinic of Neurology, USA

Marc Fisher

Massachusetts University Faculty of Medicine, Department Neurology, USA

Wolfgang Grisold

Medical University of Vienna, Department of Neurology, Austria

Murat Güner

Yale University Faculty of Medicine, Biological and Biomedical Sciences,
Clinic of Neurovascular Surgery, USA

Ahmet Hoke

Johns Hopkins Medicine Center, Department of Neurology,
Division of Neuromuscular, USA

Albena Jordanova

University of Antwerp Faculty of Medicine,
Department of Molecular Genetics, Belgium

Howard S. Kirshner

University of Vanderbilt, Department of Neurology, USA

Andrew Lees

London University Hospital, Department of Neurology, England

Marsel Mesulam

Northwestern University, Feinberg Faculty of Medicine,
Cognitive Neurology and Alzheimer's Disease Center, USA

Soheyl Noachtar

Ludwig-Maximilians-University Munich, Department of Neurology,
Germany

Davide Pareyson

"C. Besta" Neurological Institute, Clinic of Clinical Neurosciences,
Peripheral Degenerative Neuropathies Unit, Italy

Anthony T. Reder

University of Chicago, Department of Neurology, USA

Benjamin Seltzer

Barrow Neurological Institute, Clinic of Neurology, Arizona, USA

Gioacchino Tedeschi

Second University of Naples, Italy

Eduardo Tolosa

Barcelona University Faculty of Medicine, Department of Neurology, Spain

Brian Weinschenker

Mayo Medical Center, Clinic of Neurology, USA

Sandra Weintraub

Northwestern University Feinberg Faculty of Medicine,
Cognitive Neurology and Alzheimer's Disease Center, USA

Official Journal of the Turkish Neurological Society

Contact

Murat Kürtüncü, Editor

İstanbul University İstanbul Faculty of Medicine, Department of Neurology, İstanbul, Turkey E-mail: murat.kurtuncu@istanbul.edu.tr

**Publisher**

Erkan Mor

Publication Director

Nesrin Çolak

Publication Coordinator

Burak Sever

Project Coordinator

Ebru Boz

Web Coordinators

Eren Arsel

Turgay Akpınar

Project Assistants

Hatice Balta

Eda Kolukisa

Zeynep Altındağ

Graphics Department

Ayda Alaca

Çiğdem Birinci

Research&Development

Büşrah Toparslan

Finance Coordinator

Sevinç Çakmak

Publisher Contact

Address: Molla Gürani Mah. Kaçamak Sk. No: 21/1

34093 İstanbul, Turkey

Phone: +90 (212) 621 99 25 Fax: +90 (212) 621 99 27

E-mail: info@galenos.com.tr/yayin@galenos.com.tr

Web: www.galenos.com.tr

Printing at: Özgün Ofset Ticaret Ltd. Şti.


Yeşilce Mah. Aytekin Sk. No: 21 34418 4. Levent, İstanbul, Turkey

Phone: +90 (212) 280 00 09

Printing Date: December 2016

ISSN: 1301-062X E-ISSN: 1309-2545

International scientific journal published quarterly.



Turkish Journal of Neurology

AIM AND SCOPE

The Turkish Journal of Neurology has been published quarterly in March, June, September and December as the official journal of the Turkish Neurological Society since 1995. The journal has been also available online since 2004. A peer-reviewed system is used to select manuscripts. The languages of the journal are Turkish and English. Original research articles are particularly supported and encouraged.

The journal aims to update knowledge of neurology throughout Turkey with research articles, reviews, case reports, short communications, letters to the editor, and clinical images in the field of neurology. To retain interdisciplinary transfer of information between the areas of neuroscience and to undertake a novel effort in the international representation and attribution of published articles are the other aims of the journal.

The target readers of the Turkish Journal of Neurology include neurologists and neurology residents as well as other physicians working in the field of neurological sciences.

Turkish Journal of Neurology is indexed in Web of Science; Emerging Sources Citation Index (ESCI), Directory of Open Access Journals (DOAJ), Chemical Abstracts Service (CAS), EBSCOhost Research Databases, Index Copernicus, Scopus, Turk Medline, Türkiye Citation Index.

Open Access Policy

This journal provides immediate open access to its content on the principle that making research freely available to the public supports a greater global exchange of knowledge.

Open Access Policy is based on rules of Budapest Open Access Initiative (BOAI) <http://www.budapestopenaccessinitiative.org/>. By "open access" to [peer-reviewed research literature], we mean its free availability on the public internet, permitting any users to read, download, copy, distribute, print, search, or link to the full texts of these articles, crawl them for indexing, pass them as data to software, or use them for any other lawful purpose, without financial, legal, or technical barriers other than those inseparable from gaining access to the internet itself. The only constraint on reproduction and distribution, and the only role for copyright in this domain, should be to give authors control over the integrity of their work and the right to be properly acknowledged and cited.

Subscriptions

The Turkish Journal of Neurology is delivered complimentary to the members of Turkish Neurological Society and other scientists and

physicians interested in neurology. Tables of contents, abstracts and full texts of all articles published are accessible free of charge through the web site www.tjn.org.tr since 2004. For subscriptions, please contact the Turkish Neurological Society.

Address

Turkish Neurological Society
Kızıllırmak Mah. 1442 Sok. No: 4/7 (Alternatif Plaza)
Çukurambar, Ankara/Turkey
Phone : +90 312 435 59 92
Fax : +90 312 431 60 90
E-mail : info@noroloji.org.tr

Permission Requests

Manuscripts, figures and tables published in the Turkish Journal of Neurology may not be reproduced, archived in a retrieval system, or used for advertising purposes without a prior written permission from the Turkish Neurological Society. Quotations may be used in scientific articles with proper referral.

Advertisement Applications

Galenos Publishing House
Molla Gürani Mah. Kaçamak Sk. No: 21/1, 34093 İstanbul/Turkey
Phone : +90 212 621 99 25
Fax : +90 212 621 99 27
E-mail : info@galenos.com.tr
Web page : www.galenos.com.tr


Instructions for Authors

Instructions for authors are published in the journal and are accessible via www.tjn.org.tr

Material Disclaimer

Scientific and legal responsibilities pertaining to the papers belong to the authors. Contents of the manuscripts and accuracy of references are also the author's responsibility. The Turkish Neurological Society, the Editor, the Editorial Board or the publisher do not accept any responsibility for the articles.

The journal is printed on acid-free paper.



Turkish Journal of Neurology

INSTRUCTIONS TO THE AUTHORS

Instructions to Authors

The Turkish Journal of Neurology is the periodical publication of the Turkish Neurological Society, which is published quarterly (March, June, September, December).

The Journal's publication languages are Turkish and English. Manuscripts in Turkish should comply with the Turkish Dictionary and Spelling Dictionary of Turkish Linguistic Association (<http://tdk.org.tr>).

Anatomic terminology should be based on Latin nomenclature. Medical terms that have established use in everyday medical language should be written as they are read in accordance with Turkish spelling rules. Quotation marks should be used for terms written in English or other foreign language.

Turkish Journal of Neurology is indexed in Emerging Sources Citation Index (ESCI), Directory of Open Access Journals (DOAJ), Chemical Abstracts Service (CAS), EBSCOhost Research Databases, Index Copernicus, Scopus, Turk Medline, Türkiye Citation Index.

The abbreviation of the Journal in international indexes and databases is recorded as Turk J Neurol.

The Turkish Journal of Neurology does not charge any fees for submission or processing of manuscripts.

Ethical Issues and Peer Review

The Turkish Journal of Neurology is an independent, non-biased, periodical publication that adheres to the double-blind peer review process.

The Publication Policy and Manuscript Writing Rules were prepared in accordance with the Recommendations for the Conduct, Reporting, Editing, and Publication of Scholarly Work in Medical Journals (ICMJE Recommendations) (2013, <http://www.icmje.org>).

Submitted manuscripts are first evaluated for their scientific value by the editor and vice editors. If found suitable, manuscripts are sent to at least two peer reviewers for evaluation. The Editorial Board may also send the manuscript to another reviewer if necessary. Reviewers are selected from independent experts on the topic inside or outside Turkey. Vice editors add their own evaluations to the peer reviews and send them to the Editor-in-Chief. The final decision is made by the Editor-in-Chief. The whole evaluation process is aimed to be finished within 3 months. Every submission is also evaluated by the statistics editor.

Dates when the manuscript was received and accepted are stated in the issue the manuscript is published.

The Editor-in-Chief and vice editors have the right to reject, to return manuscripts for revision, or to revise the format of manuscripts that do not comply with publication rules.

Turkish Journal of Neurology declares to principally comply with the ethics standards of the Declaration of Helsinki (<http://www.wma.net/en/30publications/10policies/b3/index.html>). Therefore, all studies that involve human subjects, patients or volunteers should be informed and their consents should be taken. This information should be provided in the "Materials and Methods" section of the manuscript. Studies involving animals must contain a statement indicating that principles of the Guide for the Care and Use of Animals (www.nap.edu/catalog/5140.html) were complied with during the study, and approval was obtained from Institutional Ethics Committee (including approval number). The Editor may ask for a copy of the document if necessary.

All manuscripts submitted to the journal for publication will be scanned using iThenticate software for plagiarism. Submissions may be rejected according to the result of this scan. If plagiarism is detected, relevant institutions may be notified. In this case, the authors might be asked to send raw data of their studies to relevant institutions.

The scientific and legal responsibility for manuscripts sent to our journal for publication belongs to the authors. Authors are responsible for the correctness of opinions, recommendations, and references in their manuscripts. Copyrights of manuscripts accepted for publication belongs to the Turkish Neurological Society. After acceptance of the manuscript for publication, a Copyright Transfer Form should be completed, signed by all authors, and sent to info@noroloji.org.tr or faxed to +90 312 431 60 90. No payment is made to the authors for copyright.

All manuscripts submitted for publication should be prepared in accordance with Uniform Requirements for Manuscripts Submitted to Biomedical Journals Editors (<http://www.ulakbim.gov.tr/cabim/vt/uvvt/tip/>) as prepared by the International Committee of Medical Journal Editors (ICMJE).

Authors are required to accept that editors and vice editors can make revisions in the manuscript without making a major change in the manuscript.

If the manuscript includes a commercial link or if an institution provides material support to the study, authors should inform the editor about the presence and type (consultant, other agreements) of the relation with the product, drug, or company.

In case of any suspicion or claim regarding scientific shortcomings or ethical infringement, the Journal reserves the right to submit the manuscript to the supporting institutions or other authorities for investigation. The Journal accepts the responsibility of initiating action but does not undertake any responsibility for an actual investigation or any power of decision.

Preparation of research articles, systematic reviews and meta-analyses must comply with study design guidelines:

CONSORT statement for randomized controlled trials (Moher D, Schultz KF, Altman D, for the CONSORT Group. The CONSORT statement revised recommendations for improving the quality of reports of parallel group randomized trials. *JAMA* 2001; 285: 1987-91) (<http://www.consort-statement.org/>);

PRISMA statement of preferred reporting items for systematic reviews and meta-analyses (Moher D, Liberati A, Tetzlaff J, Altman DG, The PRISMA Group. Preferred Reporting Items for Systematic Reviews and Meta-Analyses: The PRISMA Statement. *PLoS Med* 2009; 6(7): e1000097.) (<http://www.prisma-statement.org/>);

STARD checklist for the reporting of studies of diagnostic accuracy (Bossuyt PM, Reitsma JB, Bruns DE, Gatsonis CA, Glasziou PP, Irwig LM, et al., for the STARD Group. Towards complete and accurate reporting of studies of diagnostic accuracy: the STARD initiative. *Ann Intern Med* 2003;138:40-4.) (<http://www.stard-statement.org/>);

STROBE statement, a checklist of items that should be included in reports of observational studies (<http://www.strobe-statement.org/>);

MOOSE guidelines for meta-analysis and systemic reviews of observational studies (Stroup DF, Berlin JA, Morton SC, et al. Meta-analysis of observational studies in epidemiology: a proposal for reporting Meta-analysis of observational Studies in Epidemiology (MOOSE) group. *JAMA* 2000; 283: 2008-12).

General Rules

Only online submissions are accepted (www.tjn.org.tr). To submit an article, authors should subscribe to the Journal Agent website (<http://www.tjn.org.tr>) and obtain a personal password. This system enables online submission and evaluation of the manuscript. Collected articles are processed and archived by this system in compliance with principles of ICMJE, Index Medicus (Medline/PubMed), and Science Citation Index (SCI).

Paper layout: The manuscript text should be written in Verdana font, 10 point-type, double spaced with 2 cm margins on both sides. The manuscript text should be prepared with a computer program compatible with Windows operating system (Microsoft Windows, Word 98 or later versions). Page numbers should be used starting from the initial page and page numbers should be at the bottom right corner of each page. The main manuscript file should not include author names or their institutions.

Abbreviations: Abbreviations used in the journal should be nationally or internationally accepted, should be defined in the text when first used, and written in parenthesis. Afterwards, the abbreviation should be used throughout the text. A Turkish source 'Bilimsel Bir Makale Nasıl Yazılır ve Yayımlanır (How to write and publish a scientific article?)' can be referred for international abbreviations (https://ulakbim.tubitak.gov.tr/sites/images/Ulakbim/eyes2_yazar_1.pdf).

Title page: Title page should include Turkish and English titles, Turkish and English running titles shorter than 40 characters including spaces, the names and, last names of the authors. The clinic, department, institution, and organization in which the study was conducted should also be stated. Corresponding author's name, address, e-mail, phone and fax numbers should also be included in the title page. Previous presentations of the study in symposia or congresses should also be stated.



Turkish Journal of Neurology

INSTRUCTIONS TO THE AUTHORS

Any financial or other support from any person or institution should be mentioned under the heading of Conflict of Interest. Also in studies with multiple authors, the roles of every author should be defined.

Turkish Journal of Neurology expects that every author meets at least one of the following internationally accepted criteria:

1. Contributed in the preparation of the project, or obtained, analyzed or interpreted data of the study,
2. Made a significant contribution during writing or intellectual development of the article,

In addition, all of the authors should give consent to correctness, originality, and wholeness of the study (<http://www.icmje.org/recommendations/browse/roles-and-responsibilities/defining-the-role-of-authors-and-contributors.html>).

Pictures, tables, graphs, and figures

Tables, figures, graphs, and pictures should be numbered according to the sequence of referral within the text. Each table, figure, graph, or picture should be cited in the text. Explanations should be made for abbreviations in footnotes. Tables should be prepared to explain the text and not be a repetition of text or figures. Caution must be exercised in order not to send color pictures, graphs, or figures.

Pictures: X-ray films, computed tomography and magnetic resonance imaging scans, other diagnostic images, and pictures of pathology specimens should be sent in 127-173 mm dimensions and high quality. Letters, numbers, and symbols on pictures should be clear, consistent throughout, and large enough to be legible when the picture is reduced for publication. Pictures should be as self-explanatory as possible. When pictures or images of patients are used, the patient's name and eyes should be censored to prevent identification, and consent should be obtained from the patient or his/her legal representatives. Legends for illustrations should be written using double-spacing starting on a separate page and Arabic numerals should be used for corresponding illustrations. When symbols, arrows, numbers or letters are used to identify parts of illustrations, each should be clearly explained in the legend. Patients' names should not be written in pictures and omitted from radiologic images.

Pictures should be numbered according to the sequence of referral within the text and a short title should be written for each picture. When a picture from another source is used, permission of the author and publisher must be obtained and sent to the journal. Details of photographs should be distinguishable; they should be recorded in JPEG format and at least 300 pixels/inch resolution.

Tables, graphs and figures: Each table should be prepared with double-spacing on a separate page. Tables should have a brief title. Explanations should be made in footnotes instead of heading. Explanations should be made for all nonstandard abbreviations in footnotes. The following symbols should be used in footnotes in sequence: *, †, ‡, §, ||, ¶, **, ††, ‡‡. Each table should be cited in the text.

Figures and graphs should be drawn professionally or photographed, and should be of photographic quality when digitally recorded. Electronic files of figures or graphs should be sent in JPEG or GIF format that will produce high quality images and the quality of the files should be checked on a computer screen before submission. If the article contains tables, graphs, figures or pictures from a previously published article, written consent should be obtained from the authors and copyright owners and this should be stated.

Manuscript Types

Original Article

Includes clinical research, clinical observation, new methods, and experimental and laboratory studies. Research articles should include title, abstract, keywords related with main topic of the study, findings, discussion, acknowledgements, references, tables, graphs, and pictures. Title, abstract, and keywords should be both in Turkish and English. Research articles should not exceed 5000 words and 40 references.

Title page: The page that includes title of the article, author names, and information about the authors.

Abstract: Turkish and English abstracts should be included in original articles and case reports. Abbreviations should be avoided in abstracts if possible. In this section there should be no references, figures, tables, or citations. Abstracts should mention

the main topics of the article and not exceed 300 words. The English abstract should be structured to include "Objective," "Materials and Methods/Patients and Methods," "Results," and "Conclusion" sections.

In original articles, the Abstract should include the following 5 subheadings:

- 1. Objective:** The aim of the study should be clearly identified.
- 2. Material and Method:** The study should be defined, inclusion criteria, whether it was randomized, retrospective or prospective, and statistical methods should be stated.
- 3. Results:** Detailed results of the study should be given and the level of statistical significance should be stated.
- 4. Conclusion:** The conclusion should reflect the study results, define clinical usefulness, and show strengths and limitations.
- 5. Keywords:** At least 3 and no more than 5 keywords should be included at the end of abstracts. Standard terminology should be used for keywords. Medical Subject Headings (MeSH) can be used for writing keywords (www.nlm.nih.gov/mesh/MBrowser.html).

Original research articles should include the following sections:

- 1. Introduction:** Concise information should be given about the topic, the aim of the study should be stated, and these should be supported by the literature.
- 2. Materials and Methods:** The study plan should be given, whether randomization was made, prospective or retrospective nature of the study, number of subjects, and inclusion and exclusion criteria should be explained.
- 3. Results:** Results, tables, and figures should be given and the results should be evaluated considering statistical methods used in the study. Writing rules about visual material can be found under "General Rules" in the section of "Pictures, Tables, Graphs, and Pictures".
- 4. Discussion:** Results should be discussed with strengths and limitations, and compared with the literature.
- 5. Conclusion:** Conclusions of the study should be emphasized in one or two paragraphs.
- 6. Acknowledgement:** Any conflict of interest, financial support, donation, or other editorial and/or technical support (statistical analysis, English/Turkish evaluation) should be stated at the end of the text. Every person who contributed to the article by technical support, writing and proofreading of the article, data collection, and/or analysis but do not meet the criteria to be an author should be mentioned in the acknowledgement section.
- 7. References:** References should include up-to-date publications when possible. Authors are responsible for correctness of references. Information about writing rules for references can be found in the "References" subsection of the "General Rules" section.

Review Articles

A review evaluates a current topic in detail independently without overemphasizing a particular opinion. As reviews to be published in the Journal are planned by the Editor, authors of any reviews other than those invited should obtain consent of the Editor before submission to the Journal. Reviews should include a title page in Turkish, abstract in Turkish, Keywords in Turkish (minimum 3, maximum 5 words), title in English, abstract in English, and keywords in English. The Abstract of a review should be prepared as a single paragraph and limited to 300 words. There is no need to structure the abstract. Reviews should not exceed 8000 words. Also, the number of references should be less than 100.

Case Report

Case reports should include cases that are rarely seen, unique in diagnosis or treatment, and add new information to the scientific knowledge.

Case reports should include a title in Turkish, abstract in Turkish, keywords in Turkish, title in English, abstract in English, keywords in English, Introduction, Case, Discussion, Study limitations, and Conclusions. The Introduction and Discussion should be concise in case reports, and a single paragraph abstract that does not exceed 300 words should be prepared. A structured abstract is not necessary. Case reports should not exceed 2500 words, and it should not have more than 15 references.



Turkish Journal of Neurology

INSTRUCTIONS TO THE AUTHORS

Short Communication

Reports representing a significant contribution in the related field may be concisely documented as a short communication. Short communications should include titles in Turkish and English, abstracts in Turkish and English as single paragraphs, and 2-5 keywords in Turkish and English. There is no need to prepare a structured abstract. The maximum length of a short communication is 1500 words, and tables and a no more than 2 figures/graphs/pictures should be included. References should be limited to 10.

Letter to the Editor

These letters address issues or exchange views on topics arising from published articles. They should be concise, not exceed 750 words, should not include an abstract, and references should be limited to 5. Short case reports may also be published under this heading.

Images in Clinical Neurology

Under this heading, images of rare neurologic conditions are published. The title should not exceed 10 words. The patient's history, physical examination and laboratory findings, clinical course, treatment response if applicable, and the latest condition of the patient should be summarized. The main theme of the manuscript should be the picture. All labeled structures in the image should be defined and explained in the legends. Images in clinical neurology texts should not exceed 500 words and 5 references. Graphs with high resolution (300 DPI) should be used, and not more than 4 pictures, figures or graphs should be included. Images in Clinical Neurology should not include subsections.

Perspective

Under this heading unique, creative, and solution-oriented scientific ideas about problems faced by neurologists in Turkey are published. Manuscripts submitted under this topic should be sent as a single text without exceeding 500 words or 5 references.

Meeting Highlights

Under this heading national or international meetings, congresses or symposiums in neurology, neurological sciences, or clinical neurology can be presented. Prominent scientific findings in these meetings should be summarized. Manuscripts submitted under this heading should be sent as a single text without exceeding 500 words. No references should be used in this section.

Frontiers in Neurology

This section includes comments about articles that have been published in the previous year and believed to be important for its field. Manuscripts should include at most a figure or a table. These manuscripts are not simply translations of the articles. Prominent findings of the article should be summarized and they should be compared with previous scientific literature. Manuscripts should not include subsections and 3 references at the most should be included.

References

- Data and manuscripts that have not yet been published should not be cited as references. These should be stated in the main text as "author(s), unpublished data, year".

- Reference numbers should be given in the text at the end of the sentence in parentheses and at the end of the manuscript they should be numbered consecutively in the order in which they are mentioned in the text. Journal names should be abbreviated as listed in "Index Medicus" or in "ULAK-BIM/Turkish Medical Index". References should be written in accordance with following examples:

Journal Articles;

First letters of names and surnames of the authors (All authors should be written). Title of article. Abbreviated title of the journal according to Index Medicus (<http://www.ncbi.nlm.nih.gov/sites/entrez/query.fcgi?db=nlmcatalog>). Year of publication;Volume:first page number-Last page number.

Example: Wertman E, Zilber N, Abramsky O. An association between MS and type 1 diabetes mellitus. *J Neurol* 1992;239:43-45.

Supplement;

First letters of names and surnames of the authors. Manuscript title. Abbreviated title of the journal according to Index Medicus (<http://www.ncbi.nlm.nih.gov/sites/entrez/>

[query.fcgi?db=nlmcatalog](http://www.ncbi.nlm.nih.gov/sites/entrez/query.fcgi?db=nlmcatalog)). Year of publication;Volume (supplement number):first page number-Last page number.

Example: Wasylenski DA. The cost of schizophrenia. *Can J Psychiatry* 1994;39(Suppl 2):65-69.

Book;

First letters of names and surnames of the authors. Book title. Number of edition. City of publication: Publisher, Year of Publication.

Example: Ropper AH, Brown RH. Adams and Victor's Principles of Neurology. 8th ed. New York: McGraw-Hill, 2005.

Book Chapter;

First letters of surnames and names of chapter editors. Chapter title. In: First letters of surnames and names of editors (eds). Book title. Edition number. City of publication: Publisher, Year of Publication. Number of first page of the chapter- number of last page.

Example: Pender MP. Multiple sclerosis. In: Pender MP, McCombe PA (eds). Autoimmune Neurological Diseases. 3rd ed. Cambridge: Cambridge University Press, 1995:89-154.

Congress presentation;

First letters of surnames and names of the authors (all authors should be written). Manuscript title. In: First letters of surnames and names of the authors (eds). Book title. Name of the meeting; City where meeting took place, country where meeting took place. Publisher; Year. Page number.

Example: Bengtsson S, Solheim BG. Enforcement of data protection, privacy and security in medical informatics. In: Lun KC, Degoulet P, Piemme TE, Reinhoff O (eds). MEDINFO 92. Proceedings of the 7th World Congress on Medical Informatics; 1992 Sep 6-10; Geneva, Switzerland. North-Holland; 1992. p. 1561-1565.

Journal published electronically;

First letters of surnames and names of the authors (all authors should be written). Article title. Abbreviation of the Journal according to Index Medicus. Year;Volume(Number). Available from: URL address. Access date: Day.Month.Year.

Example: Morse SS. Factors in the emergence of infectious disease. *Emerg Infect Dis* 1995;1(1). Available from: URL:<http://www.cdc.gov/nci-doc/EID/eid.htm>. Accessed date:25.12.1999.

Web site;

The name of the web site. Access date. Available from: Address of the Web site.

World Health Organization (WHO). Access Date: 9 July 2008. Available from: <http://www.who.int>

Thesis;

First letters of authors surname name. Thesis title. Name of city: university; year.

Example: Kanpolat Y. Trigeminal Ganglion Deneysel Perikutan Giriş ve Radyofrekans Termik Lezyonun Histopatolojik Değerlendirilmesi (Doçentlik Tezi). Ankara: Ankara Üniversitesi; 1978.

Copyright

Copyrights of Instruction to Authors of Turkish Journal of Neurology belong to Galenos Publishing House and Turkish Neurological Society (all rights reserved). Manuscripts, figures, pictures, graphs, and tables published in the Turkish Journal of Neurology may not be reproduced, archived in a retrieval system or used for advertising or promotion purposes without the prior written permission from the Turkish Neurological Society. Quotations may be used in scientific articles but they must be referenced. The content of the advertisements published belong to the related company. All contents are available free of charge without restrictions from the journal's website at: www.tjn.org.tr.

Contact

Murat Kürtüncü, Editor

Istanbul University Istanbul Faculty of Medicine, Department of Neurology, Çapa, 34093 Istanbul, Turkey

E-mail: murat.kurtuncu@istanbul.edu.tr



Turkish Journal of Neurology

CONTENTS

Review

- 149** The Role of Adult Hippocampal Neurogenesis in Learning and Memory Function
Zülal Kaptan, Gülay Üzüm

Research Articles

- 156** The Effect of Abobotulinum Toxin A in the Prophylactic Treatment of Refractory Migraine
Afrouz Alipour, Seyed Mehran Homam, Mostafa Khorashadizadeh, Maedeh Beheshti Saadat, Morteza Mazloun Farsi Baf
- 161** The Prevalence of Fibromyalgia in Patients with Restless Legs Syndrome
Nesrin Helvacı Yılmaz, Emir Cantürk, Özge Arıcı Düz, Bilge Parlakoğlu, Burcu Polat, Engin Çakar, Sema Demirci, Ahmet Mithat Tavlı, Didem Taşkın, Ayşe Pınar Doğru, Lütfü Hanoğlu, Fahriye Feriha Özer
- 167** The Clinical and Electroencephalography Findings of Children with Pervasive Developmental Disorder
Semih Ayta, Candan Gürses, Zerrin Topçu Bilgen, Ayşe Kılınçarslan, Mefkûre Eraksoy
- 177** The Neurophysiologic Frequency of Hereditary Neuropathy with Liability to Pressure Palsy in Entrapment Neuropathies
F. Gökçem Yıldız, Gülay Nurlu, Sevim Erdem Özdamar, Çağrı Mesut Temuçin

Case Reports


- 181** Hot Water Epilepsy: Presentation of Three Cases
Yusuf Ehi, Sefer Üstebay, Döndü Ülker Üstebay, İnan Gezgin, Şeyho Cem Yücetaş
- 184** Charles Bonnet Syndrome: Three Cases
Aygün Akbay Özşahin, Zeynep Çiğdem Diler, Sevinç Çelik, Gülay Kenangil, Füsün Domaç
- 188** Intracranial Hypotension Syndrome with Cortical Venous Thrombosis: A Rare Case
Deepak Jain, Ashima Mittal

Images in Clinical Neurology

- 192** Steroid Withdrawal related Relapse in a Patient with Neuro-Behçet's Disease
Bekir Enes Demiryürek
- 194** Choroid Plexus Xanthogranuloma: Is it an Incidental Finding?
Selin Yetkinel, Semai Bek

Letter to the Editor

- 196** Differential Diagnosis Approach to Bilateral Peripheral Facial Paralysis: A Case Report
Nihan Hande Akçakaya, Meltem Hale Alpsan Gökmen, Yeşim Gülşen Parman, Feza Deymeer, Piraye Ofłazer
- 199** A Case of *Listeria* Rhombencephalitis Mimicking Vertebrobasilar Stroke
İlay Hilal Kılıç, Ayşe Güler, Hadiye Şirin



Turkish Journal of Neurology

CONTENTS

Frontiers in Neurology

- 202** Effect of Thymectomy in Myasthenia Gravis
Tuncay Gündüz
- 203** Does Serum Vitamin D Level During Pregnancy Influence the Risk of Multiple Sclerosis?
Tuncay Gündüz
- 204** Effect of Early Treatment of Hypertension in Acute Cerebral Hemorrhage: New Evidences
Tuncay Gündüz

Index

- 2016 Referee Index
2016 Author Index
2016 Subject Index